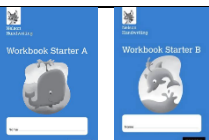
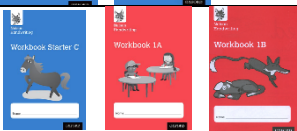
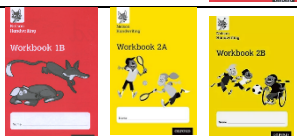


## Handwriting Policy

At Bounds Green, we follow the Nelson Handwriting Scheme. Children have 4 to 5 short lessons a week where they learn the correct letter formations and joins in specific handwriting books. Children have many opportunities throughout the curriculum to apply what they have learnt in lessons.

Here at Bounds Green, our main aim is to develop creative writers who feel confident to take risks and communicate effectively through their written work. By using the Nelson Handwriting scheme, we hope that all children feel proud of their transcription skills and can explain their thoughts, ideas and opinions through their writing.

In Key Stage 1, children have 4 x 10-15 minute sessions a week. For children who are not ready to begin letter formations, they will continue to develop their fine motor skills as this is the foundation for good handwriting.

		Materials to use for the Year 2024-25
Nursery	To develop basic movements for letter formation.	
Reception	To develop basic movements for letter formation. To refine writing movements and begin to form cursive letters.	
Year 1	Continue to form cursive letters correctly and begin joining patterns. Ensure ascenders and descenders are clear.	
Year 2	Nelson handwriting: to begin simple joins. Ensure capital letters are formed larger.	

In Key Stage 2, children have 1 x 15 minute session where the teacher models a new 'join' to the class. The children then have 4x 10 minute sessions during soft starts to practise their handwriting. Children who are finding it difficult to present their written work will be given handwriting guides when carrying out extended writing.

Year 3	Continue joining handwriting developing more complicated joins.	Pupil Workbook 3
--------	---	------------------

Year 4		Pupil Workbook 4
Year 5	To develop their own joined writing style.	Pupil Workbook 5
Year 6		Pupil Workbook 6